

Ceiling Mic Array Dante®



An advanced tri-element Dante ceiling microphone array with superior sound quality and adjustability for desired height. A built-in Dante audio networking interface, supports daisy-chain options for conferencing, sound reinforcement and audio distribution applications.

Built-in Dante Networking

A built-in Dante audio networking interface, supports daisy-chain options for conferencing, sound reinforcement and audio distribution applications.

- > Full 360-degree coverage.
- > LED indicators for On/Mute.
- > Daisy-chain up to 4 mic arrays, 12 channels, for one combined system.
- > Optimized for speech-intelligibility with full audio bandwidth and highest SNR.
- > 100% shielding against RF interference.
- > Numbered microphone elements for easy identification.
- > Height easily adjustable from 0 feet to 7 feet.
- > Sleek, unobtrusive design.
- > White or black color options.
- > Works with ClearOne and other 3rd-party DSP mixers.

APPLICATIONS

- Audio conferencing
- Video or web conferencing
- Sound reinforcement
- Audio distribution

ENVIRONMENTS

- Boardrooms
- Conference rooms
- Training centers
- Lecture halls
- Courtrooms
- Telemedicine theaters

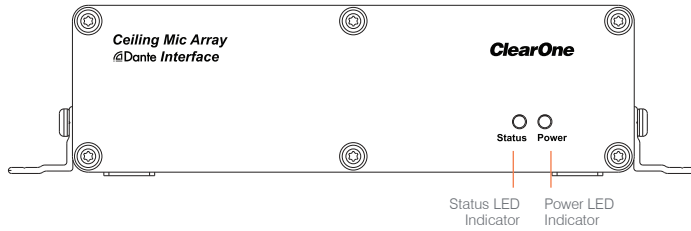


Unbeatable Audio Clarity

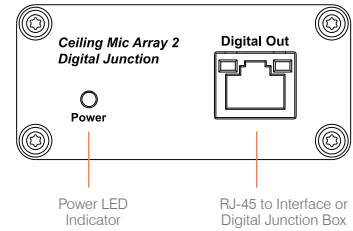
Optimized for speech-intelligibility with full audio bandwidth and highest SNR. 100% shielded against RF interference.

Great Ideas Need to be Heard!™

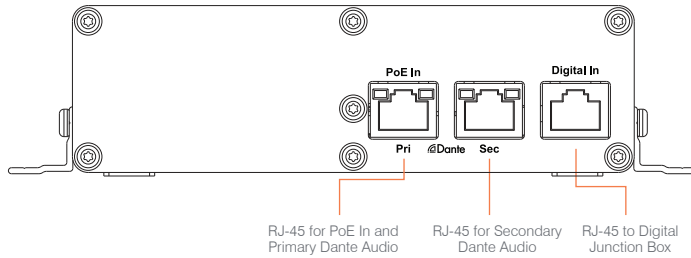
Interface Box Front Panel



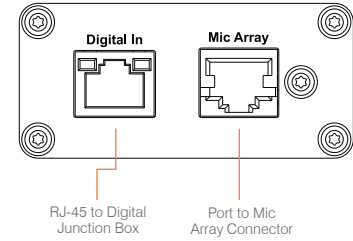
Junction Box Front Panel



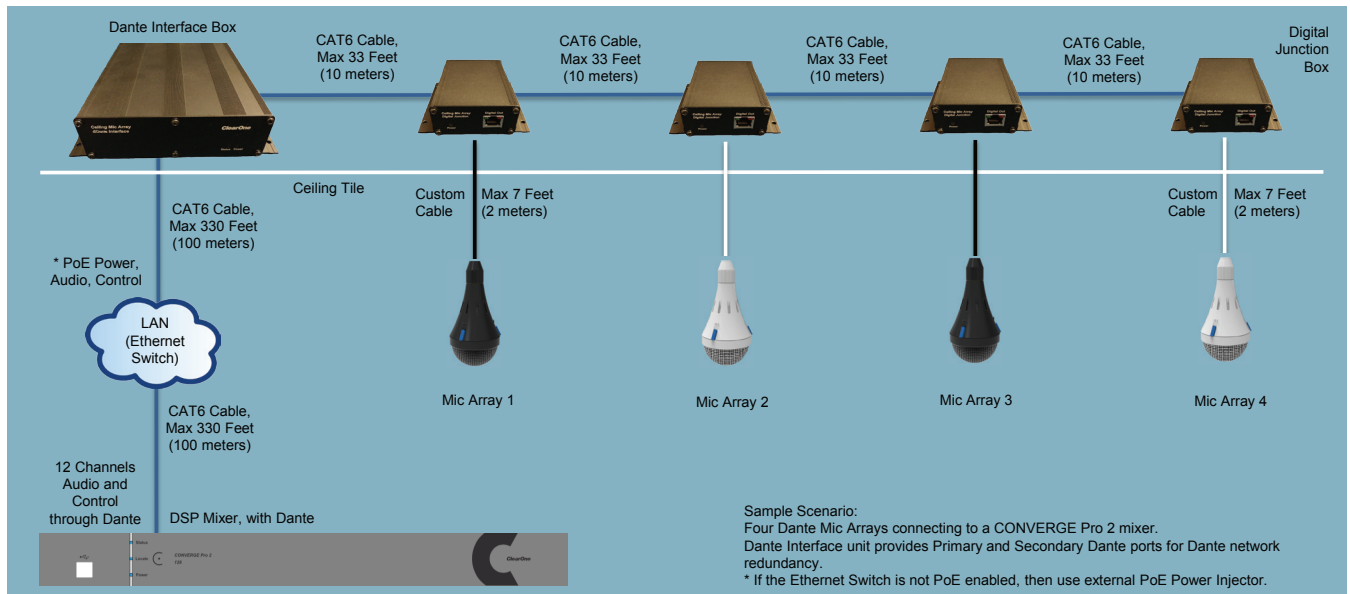
Interface Box Back Panel



Junction Box Back Panel

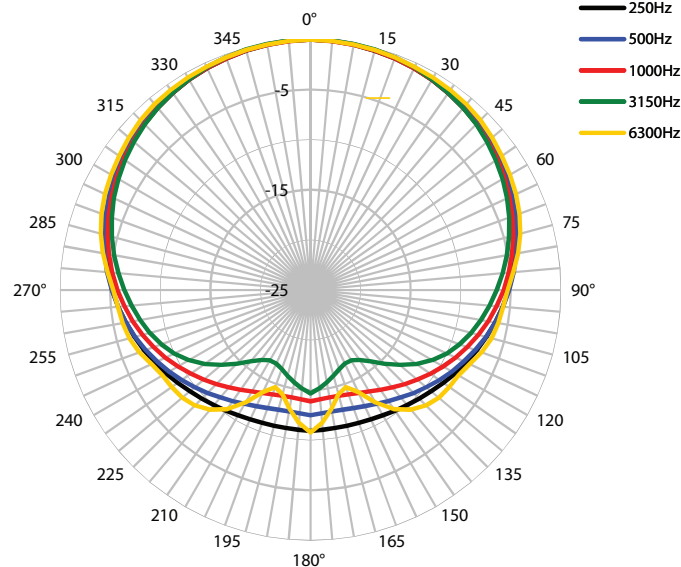


4 Array System



Polar Pattern

Polar Plot
0deg normalized at each Hz



Ceiling Mic Array Dante

ACOUSTIC CHARACTERISTICS

- Element: Condenser (Electret)
- Polar Pattern: 3 X 120° Cardioid Patterns, covering 360°
- Signal/Noise Ratio: 74 dBA @ 1 kHz
- Frequency Response: 70 Hz – 20 kHz
- Sensitivity: -37dB @ 1 kHz (0 dB = 1V / Pa)
- Max Sound Pressure Level: 120 dB SPL
- RF Immunity: 100% immunity, fully balanced twisted pair throughout

POWER & THERMAL

- Power Type: PoE
- Port Type: RJ-45
- Power Source: PoE power injector, PoE Ethernet Network Switch
- PoE In: IEEE 802.3af CLASS III, Mode A or B Modes A and B refer to whether power can be supplied over data pairs in the CAT5 cable. Mode A means power can be supplied by either spare or data pairs, and Mode B means power can only be supplied by spare pairs.
- Mains Voltage: 100-240V AC, 50/60Hz
- Impedance: 200 Ω
- Power Consumption: 8.5 Watts Typical with 4 Mic Capsules
- Operating Temperature: 41° to 104° F (5° to 40° C)

CABLES

- Junction to Interface/Junction Box: RJ45 CAT5e/CAT6 24AWG (max 33 ft)
- Interface Box to Network Switch: RJ45 CAT5e/CAT6 24AWG (max 330 feet)
- Network Switch to Dante DSP Mixer: RJ45 CAT5e/CAT6 24AWG (max 330 feet)
- Junction Box to Mic Capsule: Proprietary Mic Array cable (max 7 ft)

MECHANICAL

- DIMENSIONS (W x D x H)
- Mic Capsule: 1.7" x 1.7" x 86.6" (42 mm x 42 mm x 2200 mm)
- Digital Dante Interface: 6.8" x 6.7" x 1.7" (172 mm x 169 mm x 43 mm)
- Digital Junction: 4" x 3.7" x 1.4" (102 mm x 93 mm x 35 mm)
- WEIGHT
- Mic Capsule: 6 oz (170 g)
- Digital Dante Interface: 21.6 oz (612 g)
- Digital Junction: 7.2 oz (204 g)

MIC ARRAY COLORS

- White or black

LED

- Mic Capsule - Mute (Red/Blue = GPIO Controlled)
- Dante Interface
 - Power and Status (On=Red/Blue, Off=Not Illuminated)
 - Dante™ RJ45s (Green = Connected, Yellow = Connectivity Status)
 - Digital-In RJ45 (Green = Connected, Red = Error)
- Digital Junction
 - Power (On=Blue, Off=Not Illuminated)
 - Digital-In/Out RJ45 (Green = Connected, Red = Error)

COMPLIANCE

- FCC, IC, CE, RoHs, WEEE, UL2043 (plenum rated)

PART NUMBERS

- 910-6200-101-W - Ceiling Mic Array Mic Capsule for Analog X and Dante - White
- 910-6200-101-B - Ceiling Mic Array Mic Capsule for Analog X and Dante - Black
- 910-6200-104 - Ceiling Mic Array Dante Junction Box
- 910-6200-105-D - Ceiling Mic Array Dante Interface Box

SALES AND INQUIRIES

Headquarters

5225 Wiley Post Way
Suite 500
Salt Lake City, UT 84116

US & Canada

Tel: 801.975.7200
Fax: 801.303.5711

International

Tel: +1.801.975.7200
global@clearone.com

Sales

Tel: 801.975.7200
sales@clearone.com

TechSupport

Tel: 801.974.3760
tech.support@clearone.com